

Product Technical Sheet

ENVi®

Thermostatic Electric Shower - DuElec® Dual Outlet Kit



Product Codes

ENVi® - 9.0kW - Silver	GEENVD92
ENVi® - 10.5kW - Silver	GEENVD12
ENVi® - 9.0kW - Black	GEENVD93
ENVi® - 10.5kW - Black	GEENVD13

Installation


- 15mm push-fit/compression
- Water connection from the Tri-Hub unit to the shower head outlet will allow for a distance of up to 3m
- 10m data cable supplied for Tri-Hub and Controller connection

Commissioning

- Simple 2 minute commissioning process

End User

- All new experience - Intuitive control with full colour digital display
- Get the look - Select from x2 premium finishes to match your bathroom style
- DuElec® - Seamlessly divert between a luxurious rainfall and 5 spray pattern shower head
- Personalisation - Create x6 individual time and temperature profiles
- Eco conscious - Shower a minute less and save water, save energy and save money
- User feedback - Water, Energy and Cost data on personal shower use
- Enhanced control - Tri-Protect® precise thermostatic temperature operation
- Phased shutdown - reducing unwanted scale build up
- Flexible installation - Tri-Hub can be located in the loft or airing cupboard
- Replacement installation - discover the ENVi® retrofit plate accessory to cover marks from the previous electric shower installation. Visit tritonshowers.co.uk/envi for more information



Product Technical Sheet

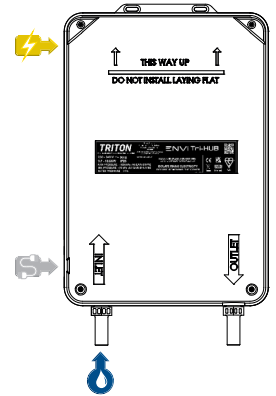
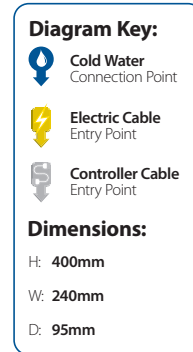


Thermostatic Electric Shower - DuElec® Dual Outlet Kit

Shower

Temperature Control	Thermostatic (Tri-Protect®)
Power ratings	9.0kW & 10.5kW (240V)
Inlet Connection	15mm push-fit/compression
Water Entry Points	Bottom
Cable Entry Points	Left Hand Side
Outlet Connection	15mm push-fit/compression
Plumbing System Compatibility	Cold mains only
Minimum Running Pressure	0.7 Bar
Maximum Static Pressure	10 Bar
Installation Location	Loft or airing cupboard
Approvals, Complies with	BEAB, CE, UKCA, BSI Kitemark
Guarantee	3 years

*Recommended minimum running pressure/flow for full performance 1 bar @8l/min




IMPORTANT MAINTENANCE NOTICE

Replacing specified Triton accessories for this ENVi® unit will aid optimum performance and maintain a valid guarantee




Silver Trim

Black Trim



Fixed Shower Head
All three finishes available



1.5m Anti-Twist (Main Shower Hose)
0.75m Anti Twist (Connector Shower Hose)
All three finishes available



Tri-Hub Electric Shower Unit
Not available to purchase as a single unit



5 Spray Pattern Shower Head
All three finishes available

Contact our specification team

Call: 02476 324 776 | Email: specification@tritonshowers.co.uk | Web: www.tritonshowers.co.uk/specifiers