



Applications

Designed for use with Dudley Vantage and Miniflo concealed cisterns and Illusion A and V wall hung sanitary ware frames.

Water Saving

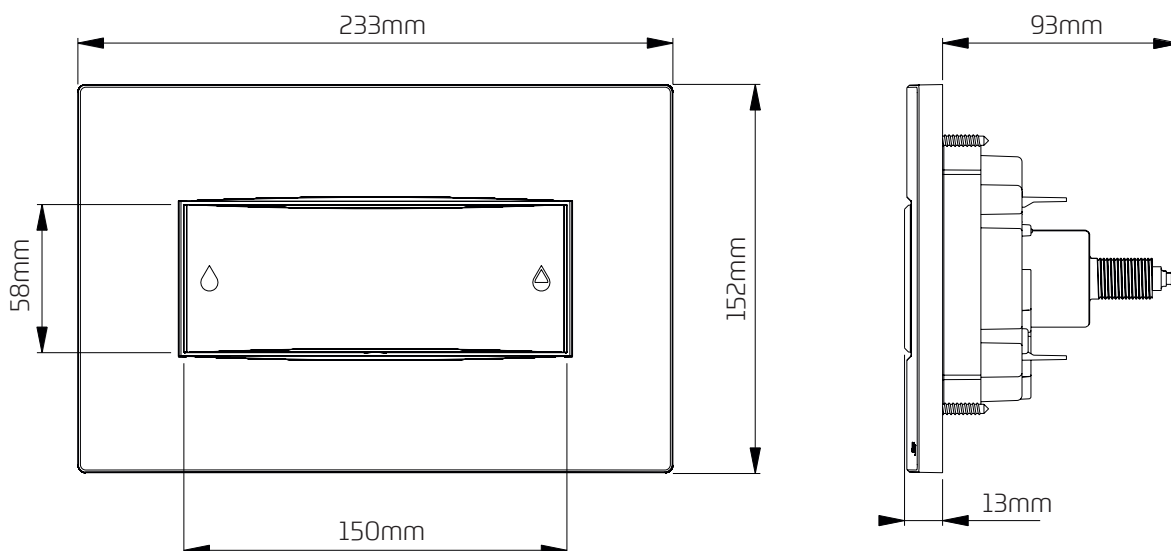
Dual flush operation for full and water saving reduced flush.

Features

- ~ Dual flush
- ~ Smooth pneumatic operation
- ~ Can be positioned up to 250mm from the cistern
- ~ Brushed Nickel finish
- ~ Available in other colours - please enquire.



Dimensional Data



Technical Data

Operation	Pneumatic
Pneumatic Tube Length	750mm
Required Aperture	205mm x 116mm
Mounting Options	IPS Panelling, Furniture, Walls
Material	ABS
Code	373568



Applications

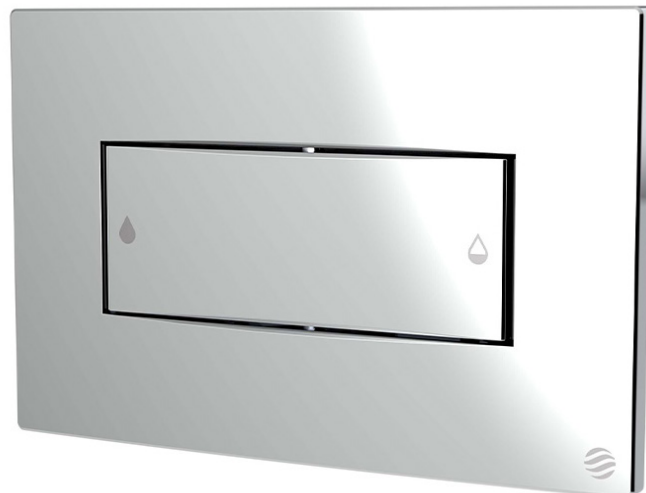
Designed for use with Dudley Vantage and Miniflo concealed cisterns and Illusion A and V wall hung sanitary ware frames.

Water Saving

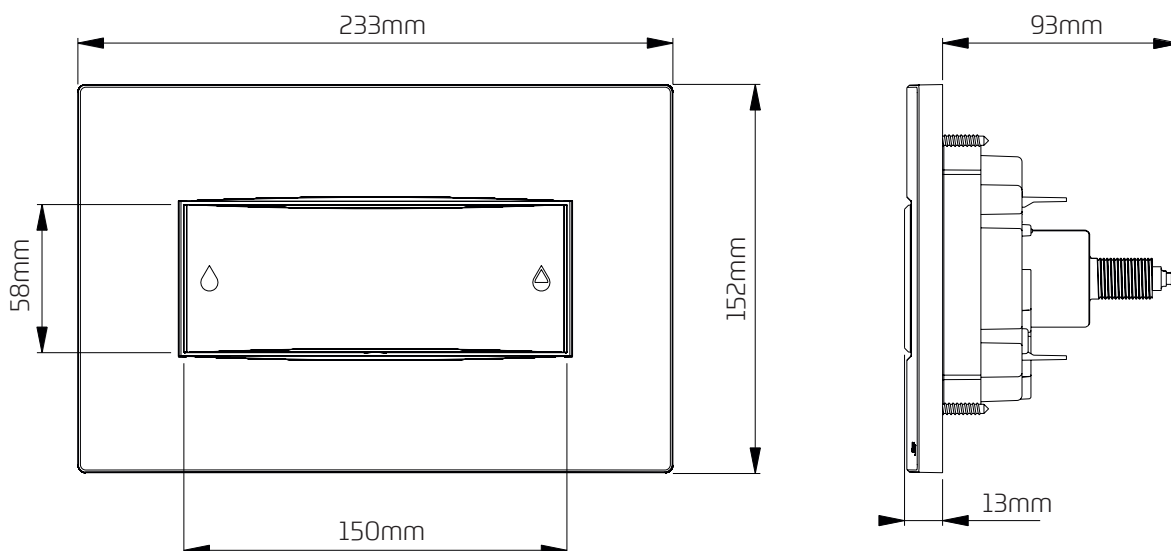
Dual flush operation for full and water saving reduced flush.

Features

- ~ Dual flush
- ~ Smooth pneumatic operation
- ~ Can be positioned up to 250mm from the cistern
- ~ Chrome finish
- ~ Available in other colours - please enquire.



Dimensional Data



Technical Data

Operation	Pneumatic
Pneumatic Tube Length	750mm
Required Aperture	205mm x 116mm
Mounting Options	IPS Panelling, Furniture, Walls
Material	ABS
Code	326392



Applications

Designed for use with Dudley Vantage and Miniflo concealed cisterns and Illusion A and V wall hung sanitary ware frames.

Water Saving

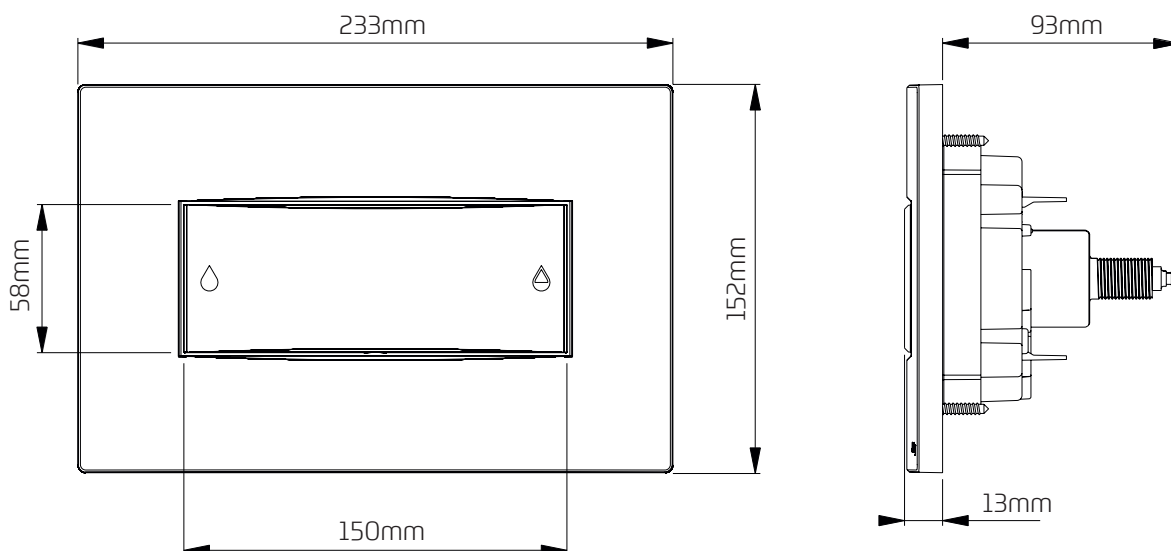
Dual flush operation for full and water saving reduced flush.

Features

- ~ Dual flush
- ~ Smooth pneumatic operation
- ~ Can be positioned up to 250mm from the cistern
- ~ White ABS finish
- ~ Available in other colours - please enquire.



Dimensional Data



Technical Data

Operation	Pneumatic
Pneumatic Tube Length	750mm
Required Aperture	205mm x 116mm
Mounting Options	IPS Panelling, Furniture, Walls
Material	ABS
Code	375776



Applications

Designed for use with Dudley Vantage and Miniflo concealed cisterns and Illusion A and V wall hung sanitary ware frames.

Water Saving

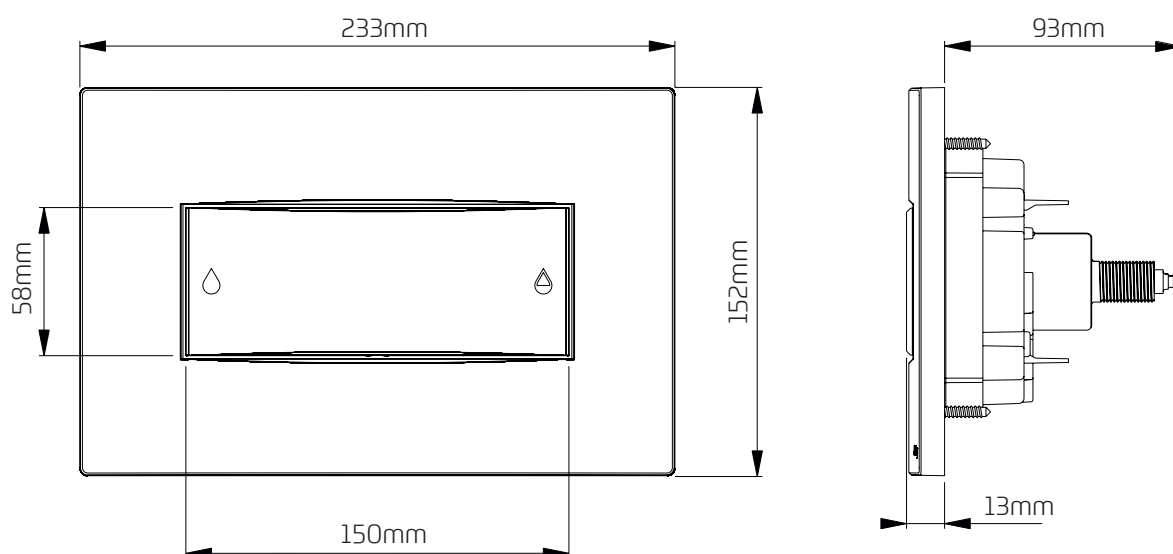
Dual flush operation for full and water saving reduced flush.

Features

- ~ Dual flush
- ~ Smooth pneumatic operation
- ~ Can be positioned up to 250mm from the cistern
- ~ Matt Black finish
- ~ Available in other colours - please enquire.



Dimensional Data



Technical Data

Operation	Pneumatic
Pneumatic Tube Length	750mm
Required Aperture	205mm x 116mm
Mounting Options	IPS Panelling, Furniture, Walls
Material	ABS
Code	375774



Applications

Designed for use with Dudley Vantage and Miniflo concealed cisterns and Illusion A and V wall hung sanitary ware frames.

Water Saving

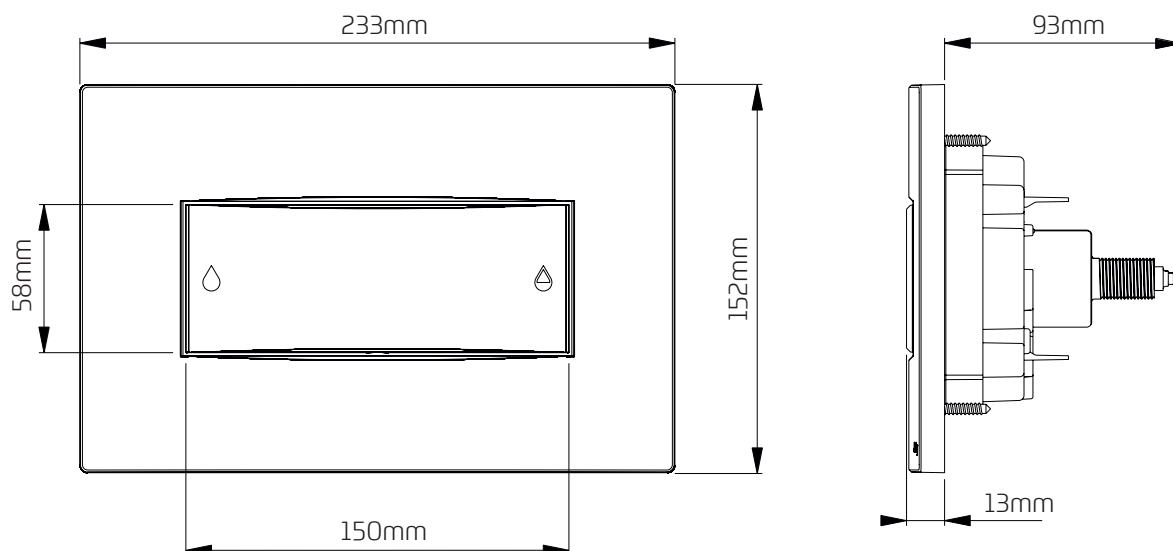
Dual flush operation for full and water saving reduced flush.

Features

- ~ Dual flush
- ~ Smooth pneumatic operation
- ~ Can be positioned up to 250mm from the cistern
- ~ Satin Brass finish
- ~ Available in other colours - please enquire.



Dimensional Data



Technical Data

Operation	Pneumatic
Pneumatic Tube Length	750mm
Required Aperture	205mm x 116mm
Mounting Options	IPS Panelling, Furniture, Walls
Material	ABS
Code	375057